

The Learning Express Library (LEL)

Tutorial for ACT Exam Preparation

Created by the Louisville Free Public Library's Office of School Support. December 2008.

- The LEL is an extensive collection of practice tests, including the SAT and ACT.
- Set up an account to start your test prep!
- This database also includes high school skills improvement, military entrance, citizenship, law enforcement, and many more exams. This database is available online only through our website using your library card and password.

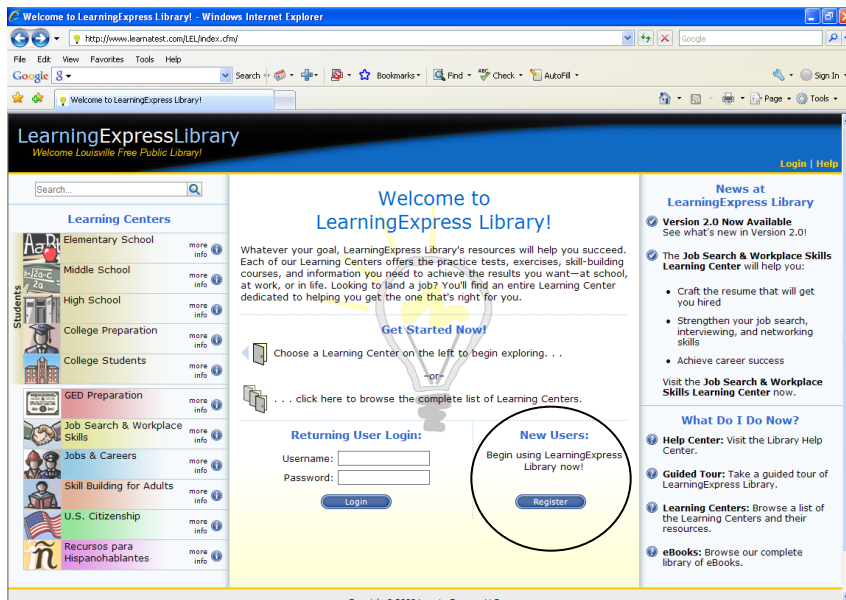
Finding the LEL on the library website:

Go to our homepage www.lfpl.org, and select “Teens”

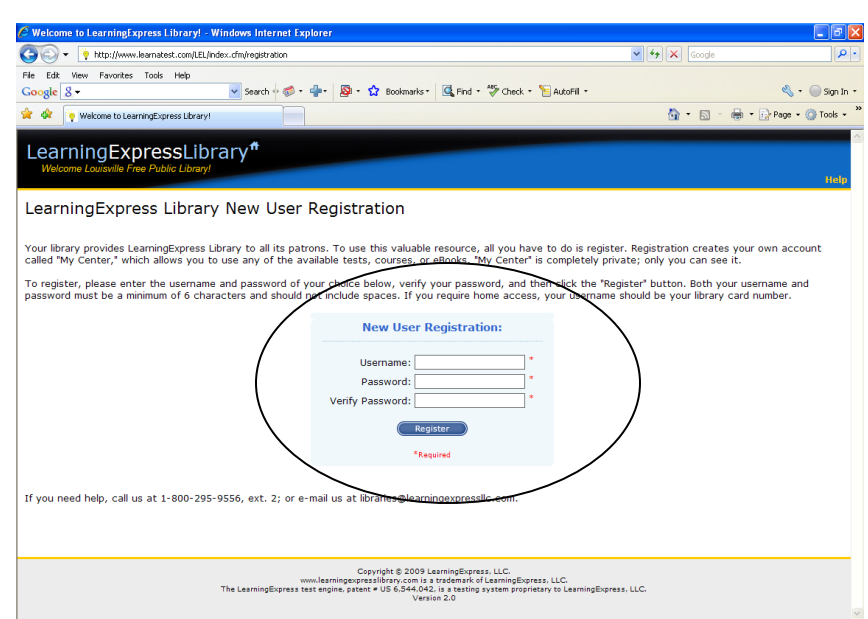
The screenshot shows the Louisville Free Public Library website in Internet Explorer. The address bar contains <http://www.lfpl.org/>. The navigation menu at the top includes [Home](#), [Kids](#), [Teens](#), [Reader's Corner](#), [Parents](#), [Educators](#), and [Contact Us](#). The 'Teens' link is circled. The main content area features a 'News & Events' section for author Bret Witter, with a photo of him and a cat named Dewey. Other sections include 'Library Catalog', 'My Account', 'Ask-a-Librarian', 'Research Tools', 'Internet Links', 'Events', 'Locations & Hours', 'About LFPL', 'Services', 'Accessibility', and 'Get Involved'. There is also a section for 'the NEWBURG LIBRARY' with the text 'Learning at Your Library' and 'ACT PREP'.

1. Click on “Homework Help”
2. Click on “Test Preparation”
3. Click on “Learning Express Library.com”

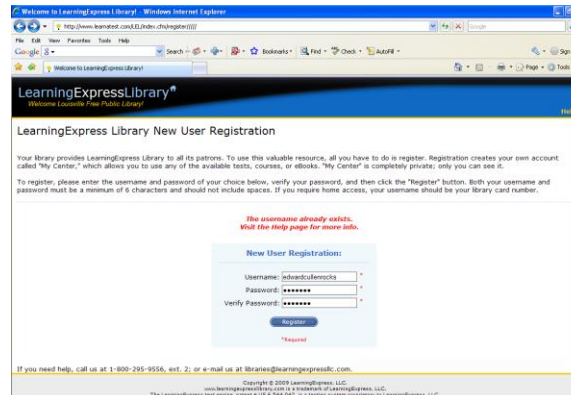
FYI: If you are using a computer outside of the library, you may be asked for you library card number and password...



4. Register as a “new user” if this is your first time at LEL.



5. Create a username and password that you can easily remember.



6. If someone else is already using your selected username, you’ll be asked to create a different one. When you see this confirmation screen, click “continue.”

Welcome to LearningExpress Library! - Windows Internet Explorer

http://www.learntest.com/LEL/index.cfm/general/index

File Edit View Favorites Tools Help

Google Search Bookmarks Find Check AutoFill Sign In

Welcome to LearningExpress Library!

LearningExpressLibrary

Welcome Louisville Free Public Library!

Logged in as edwardcullenrocks | My Center | Logout | Help

Search...

Learning Centers

- Elementary School [more info](#)
- Middle School [more info](#)
- High School [more info](#)
- College Preparation** [more info](#)
- College Students [more info](#)
- GED Preparation [more info](#)
- Job Search & Workplace Skills [more info](#)
- Jobs & Careers [more info](#)
- Skill Building for Adults [more info](#)
- U.S. Citizenship [more info](#)
- Recursos para Hispanohablantes [more info](#)

Welcome to LearningExpress Library!

Whatever your goal, LearningExpress Library's resources will help you succeed. Each of our Learning Centers offers the practice tests, exercises, skill-building courses, and information you need to achieve the results you want—at school, at work, or in life. Looking to land a job? You'll find an entire Learning Center dedicated to helping you get the one that's right for you.

Get Started Now!

Choose a Learning Center on the left to begin exploring. . .

. . . click here to browse the complete list of Learning Centers.

News at LearningExpress Library

- Version 2.0 Now Available
See what's new in Version 2.0!
- The **Job Search & Workplace Skills Learning Center** will help you:
 - Craft the resume that will get you hired
 - Strengthen your job search, interviewing, and networking skills
 - Achieve career success

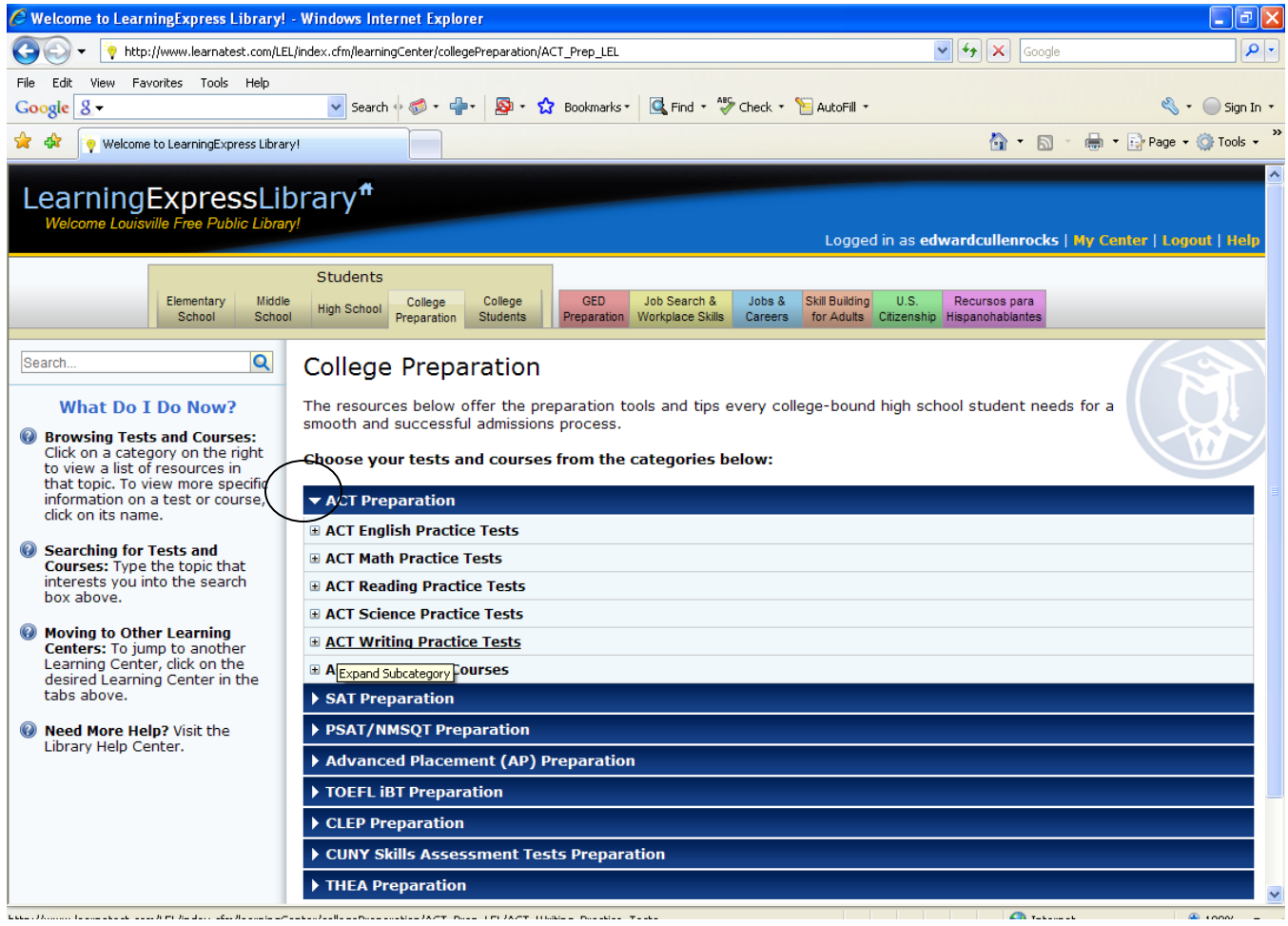
Visit the **Job Search & Workplace Skills Learning Center** now.

What Do I Do Now?

- Help Center:** Visit the Library Help Center.
- Guided Tour:** Take a guided tour of LearningExpress Library.
- Learning Centers:** Browse a list of the Learning Centers and their resources.
- eBooks:** Browse our complete library of eBooks.

This is the next screen you will see. Click on “College Preparation”

Select one of the practice tests



Use the drop-down arrow to see all the tests available for the ACT practice exam.

Click “Add to My Center”

The screenshot shows a web browser window displaying the LearningExpress Library website. The browser's address bar shows the URL: http://www.learnatest.com/LEL/index.cfm/learningCenter/collegePreparation/ACT_Prep_LEL/ACT_English_Practice_Test. The website header includes the LearningExpress Library logo and the text "Welcome Louisville Free Public Library!". A navigation menu shows "Students" with sub-categories: Elementary School, Middle School, High School, College Preparation, and College Students. A secondary menu lists various resources: GED Preparation, Job Search & Workplace Skills, Jobs & Careers, Skill Building for Adults, U.S. Citizenship, and Recursos para Hispanohablantes. The main content area is titled "College Preparation" and contains a search box, a "What Do I Do Now?" section with four links, and a list of "ACT Preparation" tests. Two "ACT English Practice Tests" are visible, each with an "Add to My Center" button circled in yellow. A black arrow points from the "Add to My Center" button of the first test to the "My Center" link in the top right corner of the website header.

All of the tests you want to take will be added to “My Center” after you add them. Go to “My Center” to view and select tests to practice.

Click "Start this test now" and take the exam.
(You can save your work and return later if you do not finish)


The screenshot shows a web browser window titled "Welcome to LearningExpress Library! - Windows Internet Explorer". The address bar displays the URL: http://www.learnatest.com/LEL/index.cfm/learningCenter/productConfirmation/collegePreparation/ACT_Prep_LEL/33587178/1111111019/. The browser's search bar contains the word "Google".

The website header features the LearningExpressLibrary logo and the text "Welcome Louisville Free Public Library!". On the right side of the header, it says "Logged in as edwardcullenrocks | My Center | Logout | Help".

Below the header is a navigation menu with tabs for "Elementary School", "Middle School", "High School", "College Preparation", and "College Students". To the right of these tabs are several colored buttons for "GED Preparation", "Job Search & Workplace Skills", "Jobs & Careers", "Skill Building for Adults", "U.S. Citizenship", and "Recursos para Hispanohablantes".

A search bar is located on the left side of the page. Below it, a section titled "What Do I Do Now?" contains four help items:

- Browsing Tests and Courses:** Click on a category on the right to view a list of resources in that topic.
- Searching for Tests and Courses:** Type the topic that interests you into the search box above.
- Moving to Other Learning Centers:** To jump to another Learning Center, click on the desired Learning Center in the tabs above.
- Need More Help?** Visit the Library Help Center.

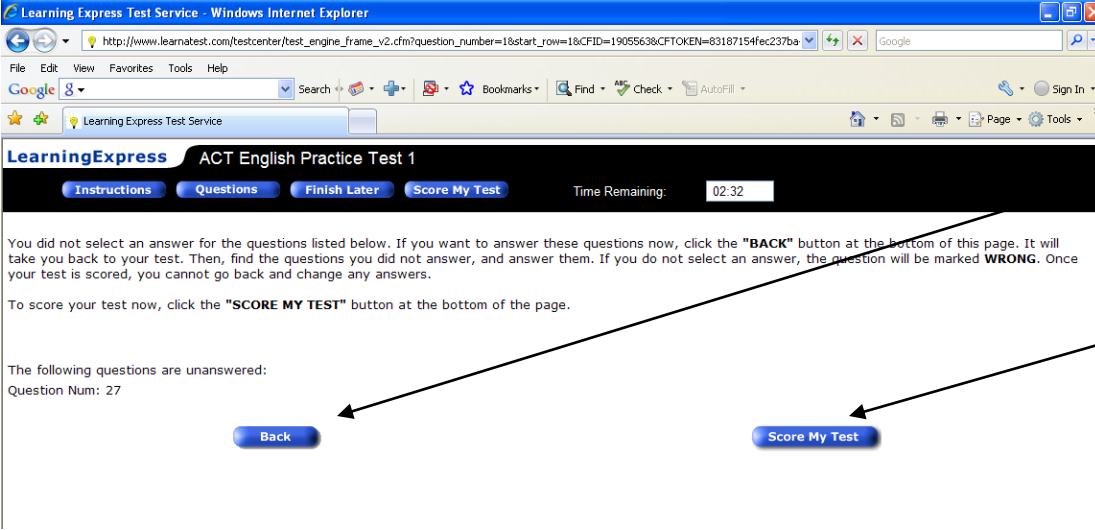
In the center of the page, a yellow banner reads "You've just added:  **ACT English Practice Test 1** to your My Center page." To the right of this banner is a red button with a green arrow and the text "Start This Test Now!". This button is circled in red.

At the bottom of the page, the copyright information reads: "Copyright © 2009 LearningExpress, LLC. www.learningexpresslibrary.com is a trademark of LearningExpress, LLC. The LearningExpress test engine, patent # US 6,544,042, is a testing system proprietary to LearningExpress, LLC. Version 2.0".

On some questions, it will be difficult to scroll up and down to look at the questions and read the passage.

The image shows two side-by-side Internet Explorer browser windows. The left window is titled 'Learning Express Test Service - Windows Internet Explorer' and displays the 'ACT English Practice Test 1' interface. It features a navigation bar with buttons for 'Instructions', 'Questions', 'Finish Later', and 'Score My Test'. Below this, the section is titled 'Section: ACT English' and contains instructions: 'Please use the following to answer Questions 35 - 38. (To display it in a sec please click on "New Window".)'. A blue button labeled 'New Window' is circled in red. The right window is titled 'ACT: Globalization3 - Windows Internet Explorer' and displays a stimulus passage. The passage text includes: '(3) Second, the unprecedented mobility of capital which modern technol³⁵ possible has changed the economic fabric of the world. Amounts of enormous³⁶ can now flow into, and out of, countries in the blink of an eye. This global cap skittish and risk averse. If a country does not³⁷ conform economically to its req it quickly retreats, leaving the country impoverished as a result. This creates inducement for developing countries to "play by the rules" of global capital. TI fundamental rule of global capital is that it must be safe from confiscation or the country's economy should be relatively stable. Thus enabling³⁸ more predict of return. There must be transparency in the business and legal systems of th which means a system must actually function as it appears to function. To th corruption is present, transparency is lacking. Lack of transparency creates u which is an anathema to global capital. Thus, global capital is a powerful force encourages economic stability and opposes entrenched corruption.' At the bottom of the passage, there is a blue button labeled 'Close'. An arrow points from the 'New Window' button in the left window to the 'Close' button in the right window.

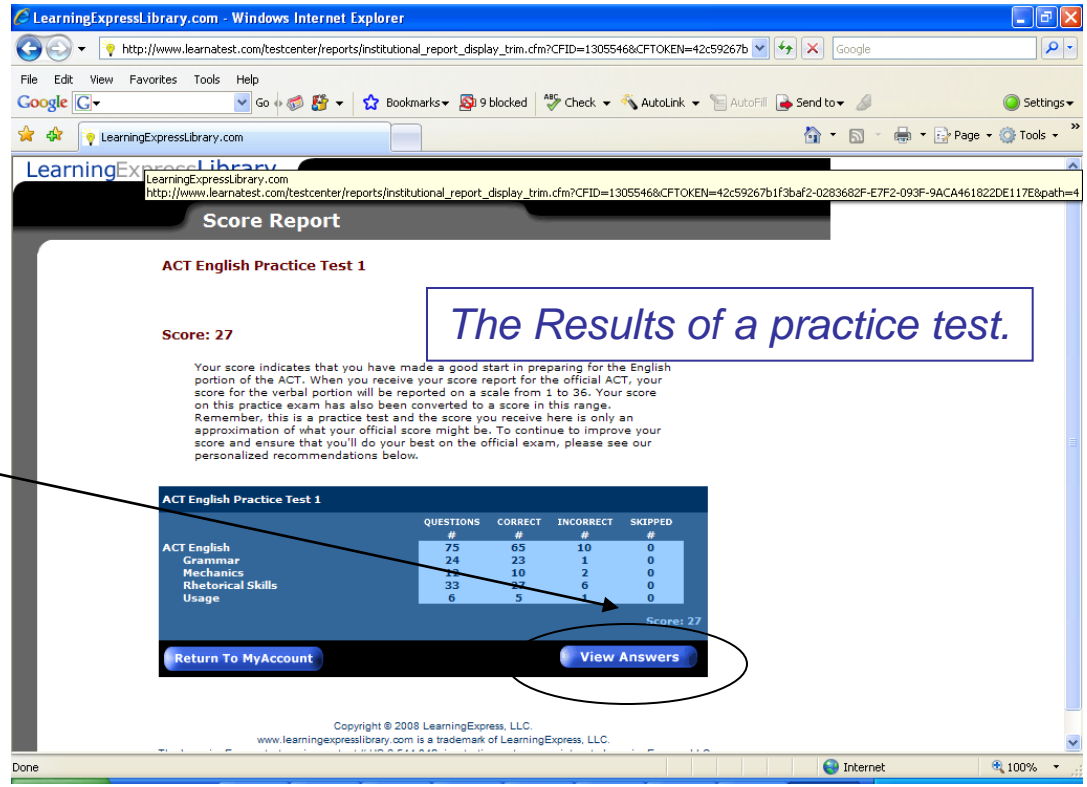
You can open the passage up in a new window to view the questions and passage at the same time.



1. If you've forgotten to answer a question, this screen will remind you to go back and answer it.

2. When you are finished, the "Score My Test" button will let you know how you did on the questions.

3. Be sure you review your answers to see what answer is considered the "best" choice by the test creators.



of text, you will see alternatives for those underlined words or phrases. Choose the one that best expresses the idea of the passage, is the best use of standard English, or is most consistent with the tone and style of the passage. If you find the underlined part to be correct, choose "NO CHANGE." Note that to answer many of the questions, you will probably need to read several sentences beyond the question. You may also find questions about a section of the passage or the passage as a whole, rather than about an underlined part.

The correct answer for each multiple-choice question is highlighted in gray. The answer you selected is marked with either a "check" or an "X."

- Correct Answer
- Incorrect Answer

Please use the following to answer Questions 1 - 5.

(1) I was given and have two birdfeeders in my backyard. One

Section: ACT English
Subsection: Rhetorical Skills

4. Which of the following changes, if any, should be applied to underlined section 4?

- A. NO CHANGE
- B. Perhaps
- C. When
- D. Instead

The gray bar signifies the correct answer.

Explanation: *Perhaps* accurately completes the meaning of the sentence. The other choices imply a contradiction or alternative that was not stated.

Section: ACT English
Subsection: Rhetorical Skills

5. Which of the following changes, if any, should be applied to underlined section 5?

- A. NO CHANGE
- B. which had gave

Score Report

ACT English Practice Test 1

Score: 27

Your score indicates that you have made a good start in preparing for the English portion of the ACT. When you receive your score report for the official ACT, your score for the verbal portion will be reported on a scale from 1 to 36. Your score on this practice exam has also been converted to a score in this range. Remember, this is a practice test and the score you receive here is only an approximation of what your official score might be. To continue to improve your score and ensure that you'll do your best on the official exam, please see our personalized recommendations below.

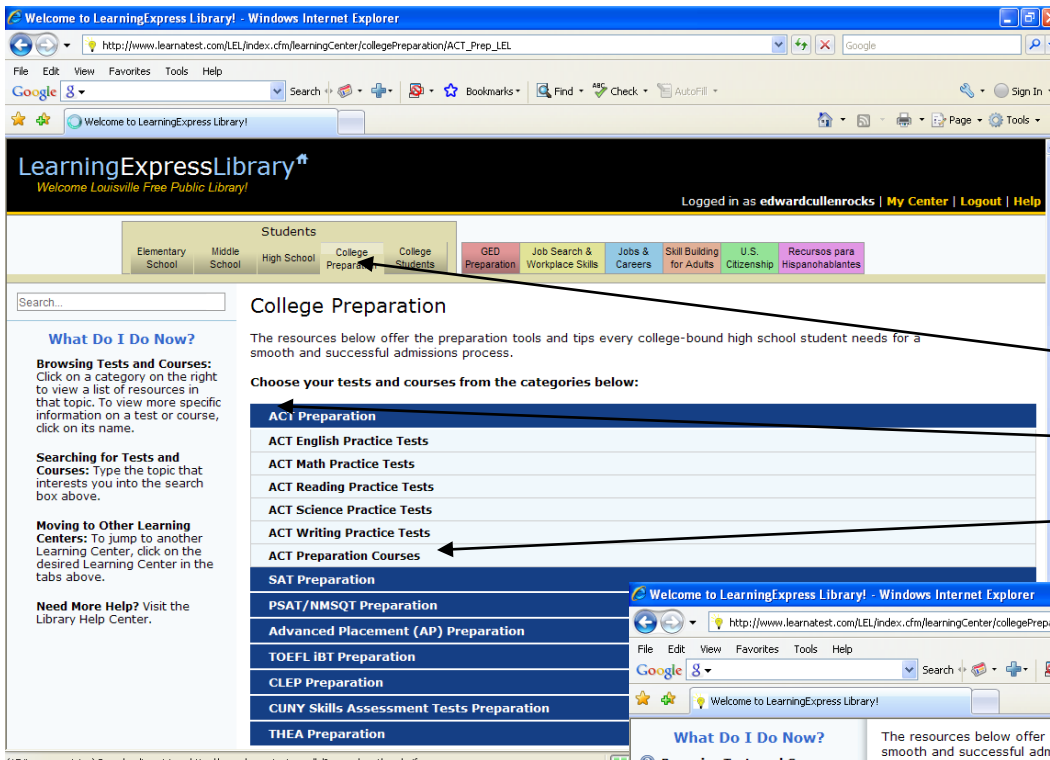
ACT English Practice Test 1				
	QUESTIONS #	CORRECT #	INCORRECT #	SKIPPED #
ACT English	75	65	10	0
Grammar	24	23	1	0
Mechanics	12	10	2	0
Rhetorical Skills	33	27	6	0
Usage	6	5	1	0

Score: 27

[Return To MyAccount](#) [View Answers](#)

**Now, take another look at your score.
What area needs the most improvement?**

You can take a “course” to improve your weak areas (in this case Rhetorical Skills) using the LEL database.

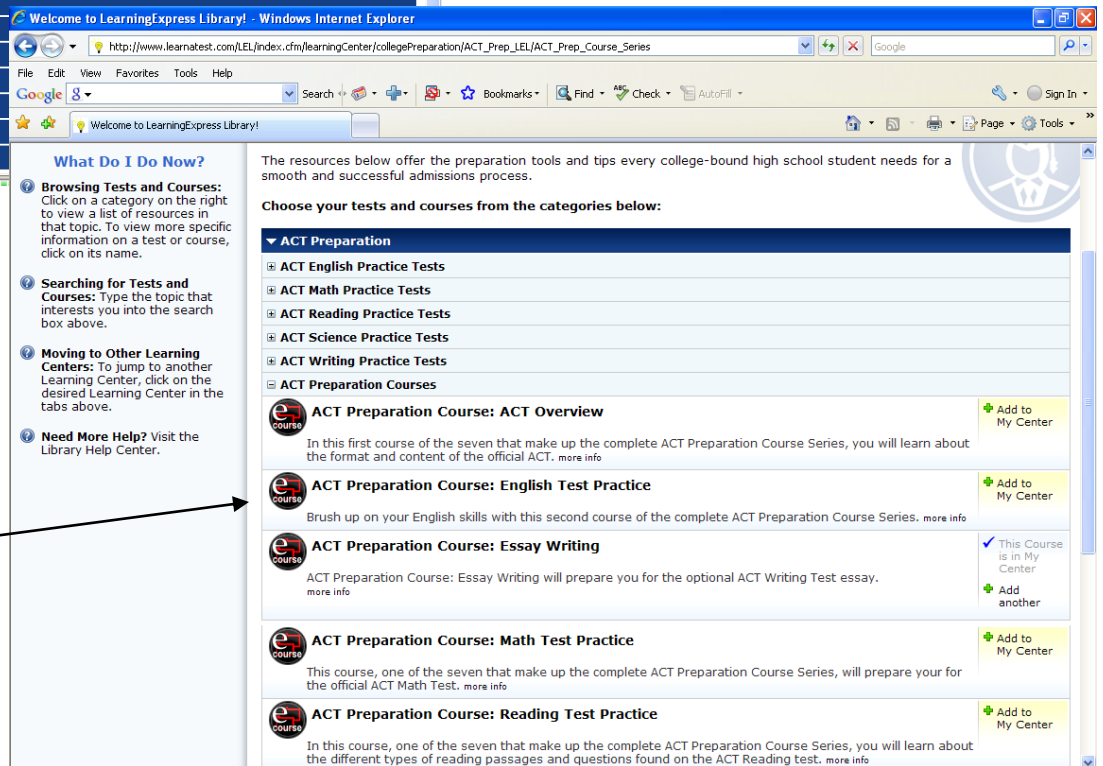


Go back the “My Center” screen.

Select “College Preparation”

Open the “ACT Prep.” section

Select “ACT Prep. Courses”



There are seven courses you can take for extra help. Here is the English one:

Design Your Plan of Attack with LEL

- Practice the tests first.
- Discover what areas are your greatest weaknesses.
- Dive into the LEL courses on each area, to bolster your knowledge and strengthen weak areas.

Work on other areas as needed...

- After taking practice tests in different areas (Math, Science, Reading, English, and Writing) work on the corresponding courses in those sections.
- After studying the course, take a different practice test to see how you have improved.

You can return to tests or courses you've already started another day, or begin a new one at anytime...

Welcome to LearningExpress Library! - Windows Internet Explorer
http://www.learnatest.com/LEL/index.cfm/myCenter

LearningExpressLibrary[®]
Welcome Louisville Free Public Library!

Logged in as edwardcullenrocks | My Center | Logout | Help

Students
Elementary School Middle School High School College Preparation College Students
GED Preparation Job Search & Workplace Skills Jobs & Careers Skill Building for Adults U.S. Citizenship Recursos para Hispanohablantes

Search...

Change Your Password

What Do I Do Now?

- Start:** To begin any selected test or course, click its "Start" button.
- Continue:** To continue or complete a test or course that you have already started, click its "Continue" button.
- View Results:** To view your score report as well as the answers and explanations for any completed test, click its "View Results" button.
- Need More Help?** Visit the Library Help Center.

My Center
You can view and access all of your selected tests and courses below.

My Tests

- ACT English Practice Test 1 [View Results](#)
- ACT Science Practice Test 1 [Continue](#)

My Courses

- ACT Preparation Course: Essay Writing [Start](#)

Copyright © 2009 LearningExpress, LLC.
www.learningexpresslibrary.com is a trademark of LearningExpress, LLC.
The LearningExpress test engine, patent # US 6,544,042, is a testing system proprietary to LearningExpress, LLC.
Version 2.0

Click "My Center" to view your tests.

This is an exam you've already started and saved.

You can return to work on this anytime.

This is a new test you just selected to practice.

Achieve the greatest improvements in your ACT score by:

- Familiarizing yourself with the ACT exam and the types questions on it
- Practicing areas of weakness
- Building your confidence by practicing over several weeks or months
- Decreasing any test-taking anxieties

Remember...

- Acing the ACT is difficult. Taking plenty of time to study and practice will increase your chances of scoring well on the test.
- The Learning Express Library database is a great way to have a solid foundation in doing your best on the exam.